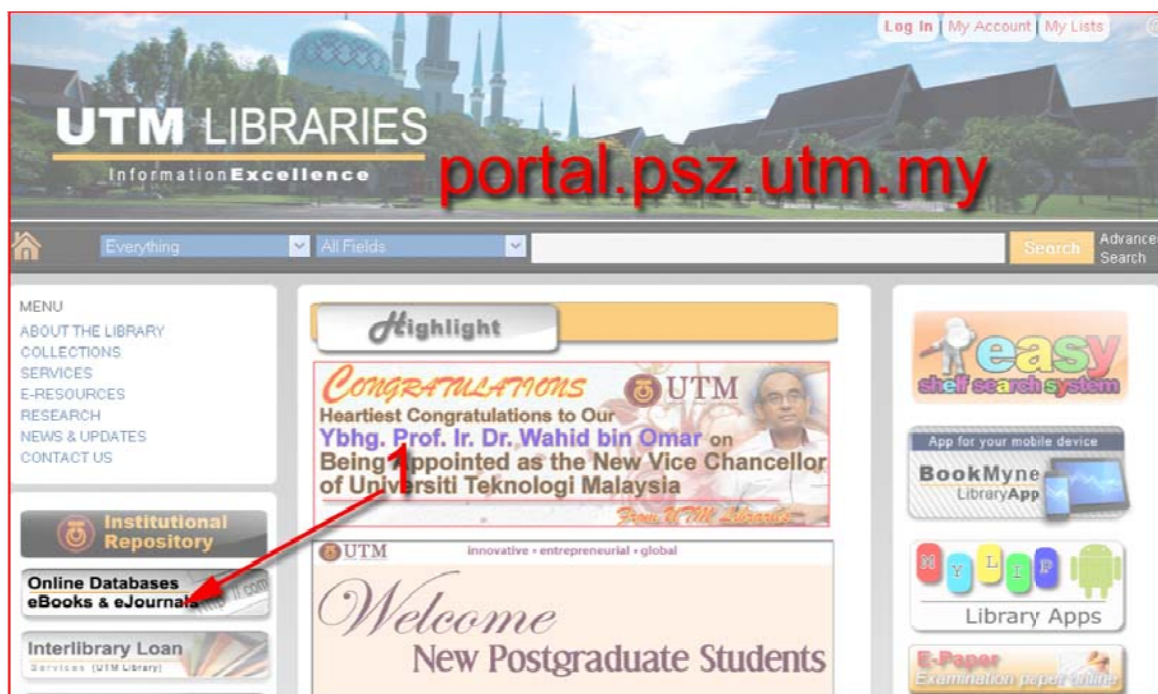
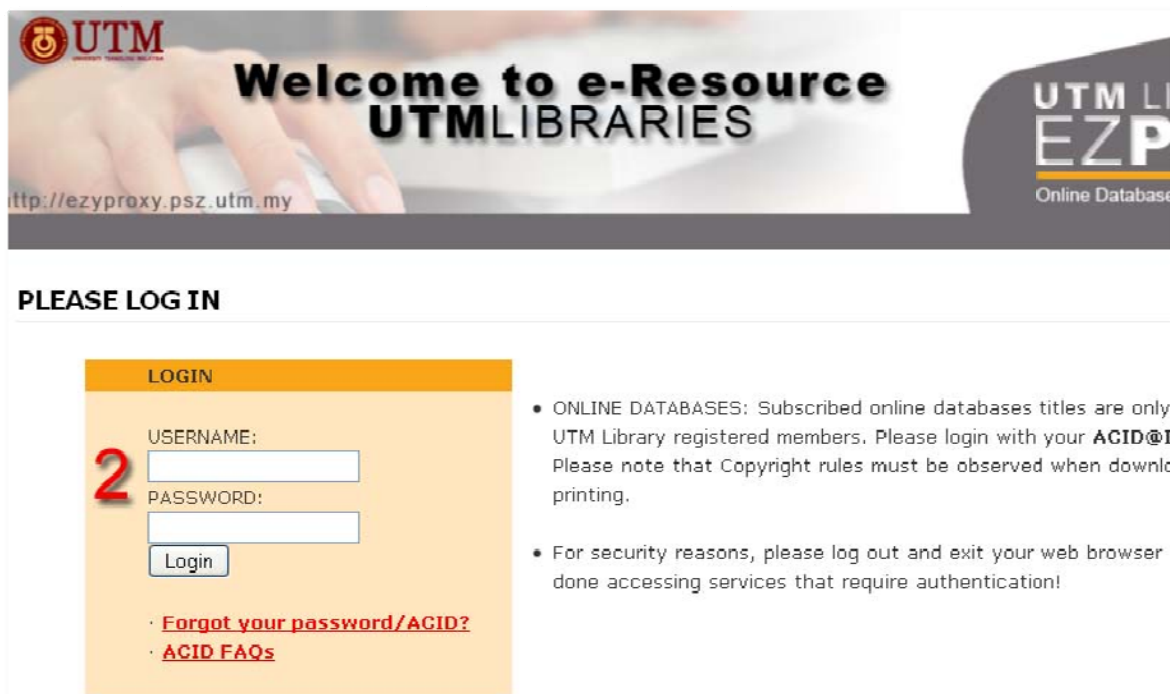


HOWTO CALCULATE H-INDEX IN ISIWEB OF SCIENCE

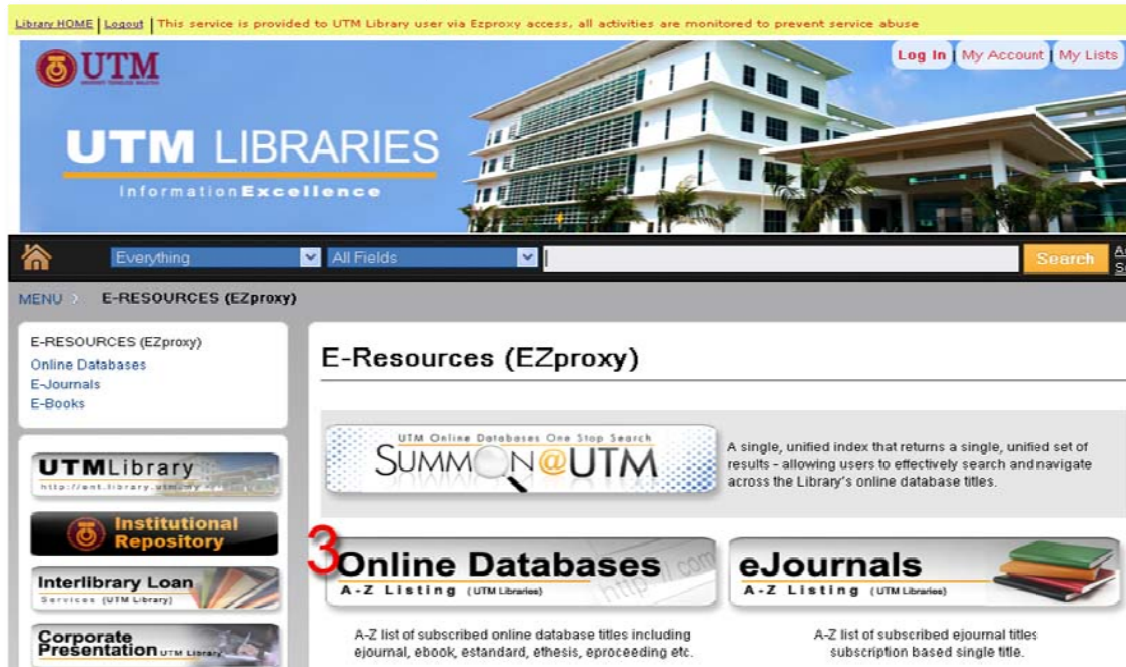
1. Log in via Library Portal (for internal and off campus access) or Library Online Databases <http://portal.psz.utm.my> (for internal access only)



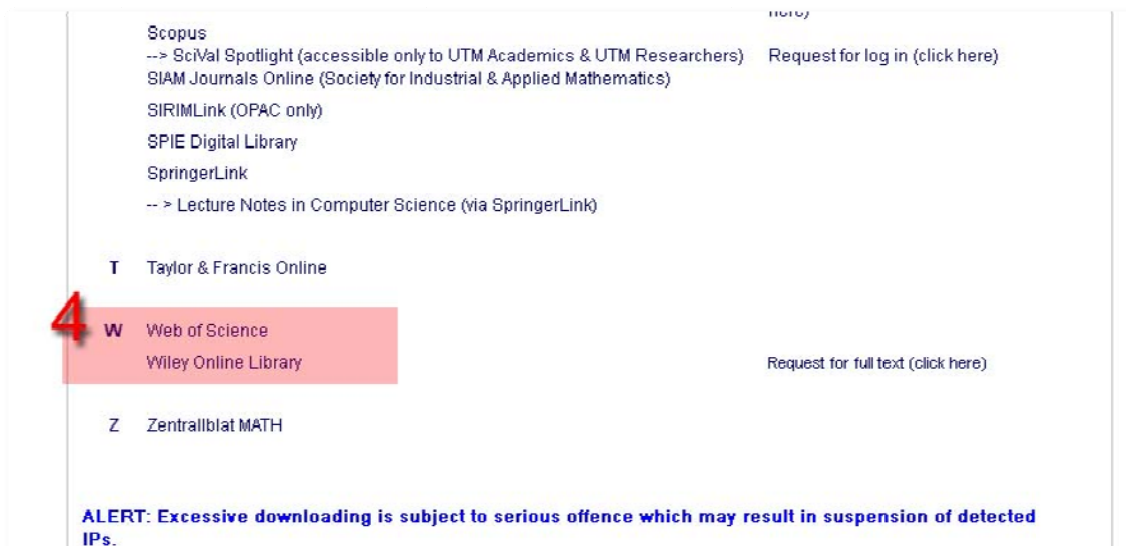
2. Login using your ACID Account



3. Click to online databases icon



4. Klik ISIWeb of Science



5. Example: Prof. Madya. Dr. Shahir Samad, (Shahir, S) Key in author's initial entry (AUTHOR)



WEB OF KNOWLEDGESM | DISCOVERY STARTS HERE

Go to mobile site | Sign In | ☒ Marked List (17) | EndNote | ResearcherID | Citation Alerts | Saved Searches

All Databases | Select a Database | Web of Science | Additional Resources

Search | Author Search | Cited Reference Search | Advanced Search | Search History

Web of Science[®]

Search

shahir in Author Select from Index

Example: O'Brien C* OR O'Brian C*

Need help finding papers by an author? Use Author Search.

AND in Author Select from Index

Example: O'Brien C* OR O'Brian C*

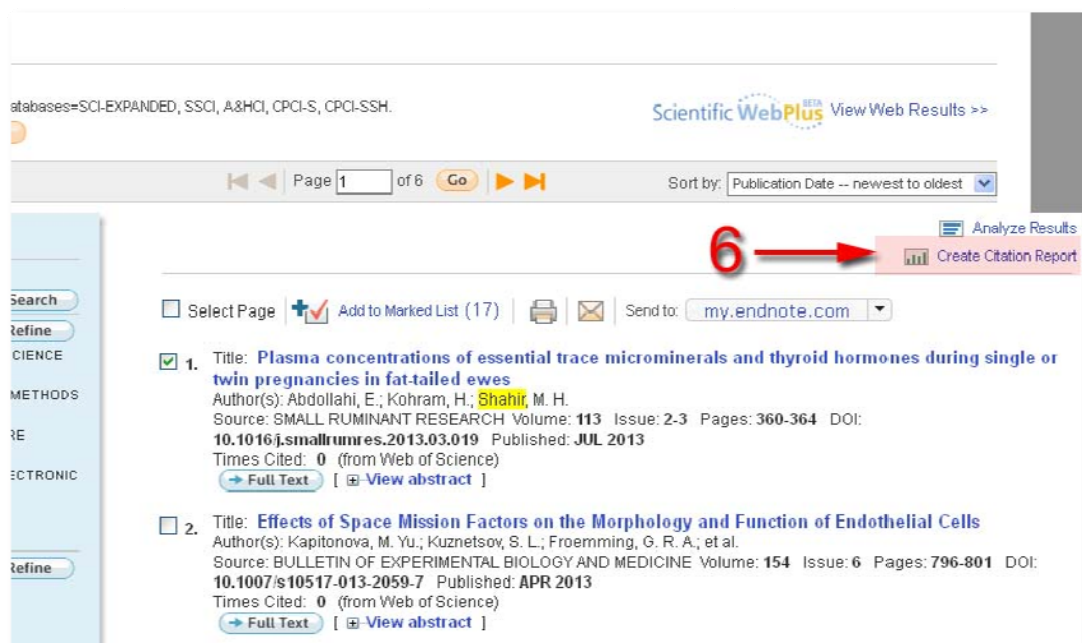
Need help finding papers by an author? Use Author Search.

AND in Publication Name Select from Index

Example: Cancer* OR Journal of Cancer Research and Clinical Oncology

Add Another Field >>

6. After see the list of hits, click to Create Citation Report button



databases=SCI-EXPANDED, SSCI, A&HCI, CPCI-S, CPCI-SSH

Scientific Web Plus^{BETA} View Web Results >>

Page 1 of 6 Go Sort by: Publication Date -- newest to oldest

Analyze Results

Create Citation Report

Select Page ☒ Add to Marked List (17) Send to: my.endnote.com

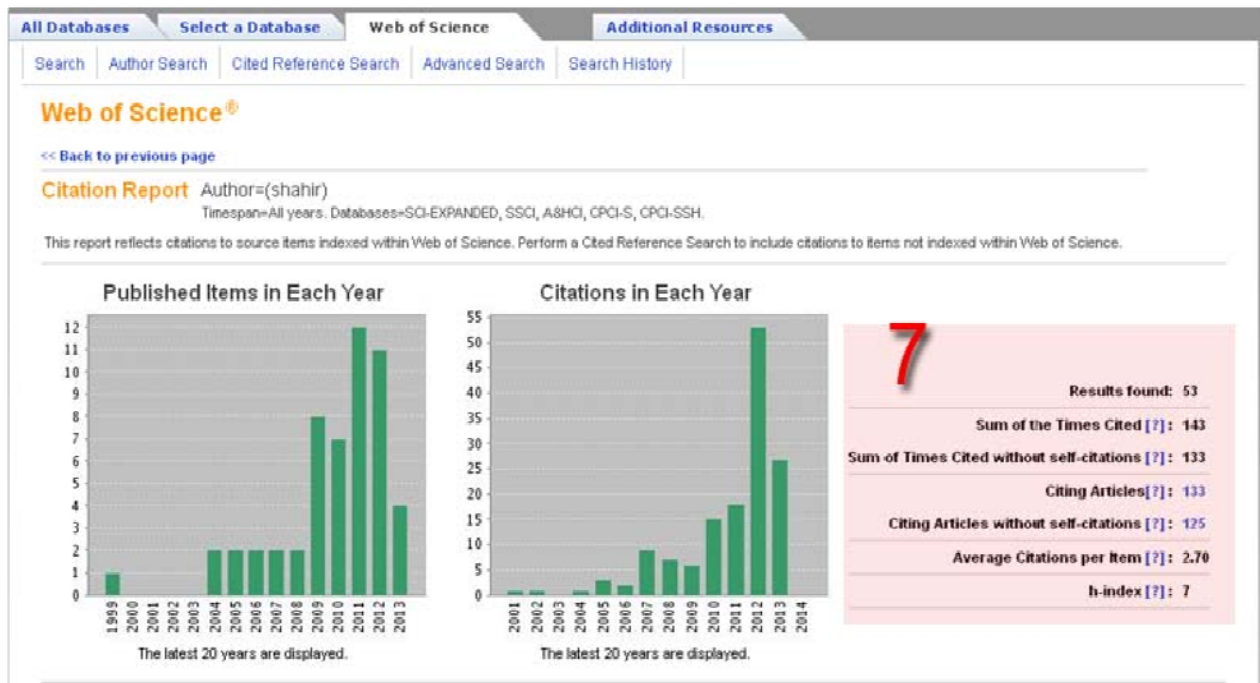
1. Title: Plasma concentrations of essential trace microminerals and thyroid hormones during single or twin pregnancies in fat-tailed ewes
Author(s): Abdollahi, E.; Kohram, H.; Shahir, M. H.
Source: SMALL RUMINANT RESEARCH Volume: 113 Issue: 2-3 Pages: 360-364 DOI: 10.1016/j.smallrumres.2013.03.019 Published: JUL 2013
Times Cited: 0 (from Web of Science)
Full Text View abstract

2. Title: Effects of Space Mission Factors on the Morphology and Function of Endothelial Cells
Author(s): Kapitonova, M. Yu.; Kuznetsov, S. L.; Froemming, G. R. A.; et al.
Source: BULLETIN OF EXPERIMENTAL BIOLOGY AND MEDICINE Volume: 154 Issue: 6 Pages: 796-801 DOI: 10.1007/s10517-013-2059-7 Published: APR 2013
Times Cited: 0 (from Web of Science)
Full Text View abstract

7. Number of records = 53

H-index = 7

Citation = 143



The *h-index* is based on a list of publications ranked in descending order by the Times Cited. The value of *h* is equal to the number of papers (*N*) in the list that have *N* or more citations. This metric is useful because it discounts the disproportionate weight of highly cited papers or papers that have not yet been cited. In the *h-index example* above, the *h-index* is 7 because there are 7 articles with 7 or more citations that appear above the green line.

Calculating the *h-index* Value - The *h-index* factor is based on the depth of your Web of Science subscription and your selected *time span*. Items that do not appear on the Results page will not be factored into the calculation. If your subscription depth is 10 years, then the *h-index* value is based on this depth even though a particular author may have published articles more than 10 years ago. Moreover, the calculation only includes items in Web of Science - books and articles in non-covered journals are not included.

The *h-index* was developed by J.E. Hirsch and published in *Proceedings of the National Academy of Sciences of the United States of America* 102 (46): 16569-16572 November 15 2005.